

INSTRUCTIONS FOR VOTING BY MAIL

See other side for additional information

2020 Presidential Primary Election

You received this ballot because this election is being conducted by mail. Visit elections.maryland.gov for more information.

If you need to use our accessible online tool to mark a ballot privately and secretly or would like this ballot delivered to you electronically, please send an email to absentee.sbe@maryland.gov and request an electronic ballot for the presidential primary election.

Your ballot has "April 28, 2020" printed at the top due to insufficient time to reprint the ballots after the presidential primary election date was changed to June 2nd due to the coronavirus. The April date does **not** affect your ballot being counted. Your ballot will be counted for the June 2, 2020 Presidential Primary Election if it is postmarked by June 2nd. Please remember to sign the postage paid return envelope. You may verify your ballot has been counted by visiting elections.maryland.gov and clicking "Look up your Voter Info" or by calling 1-800-222-8683.

You will need:	<ul style="list-style-type: none">• A black pen• Ballot• Included reply envelope to return your ballot
You may need:	<ul style="list-style-type: none">• <i>Certification of Person Assisting Absentee Voter</i> form Only fill this out if someone helps you fill out your ballot.• <i>Request for Maryland driver's license or social security number</i> form Only some people get this form. If you have it, you must fill it out and mail it in a separate envelope to your local board of elections. Your ballot will not be counted until this form is received.• To provide ID. Only some people need to provide ID.

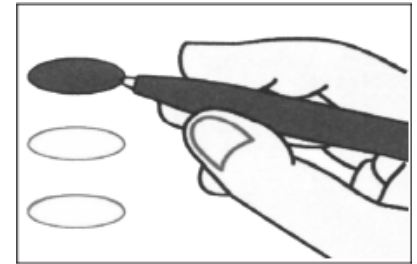
1. VOTE

Mark your ballot.

Except for filling in the ovals, do not write on your ballot unless you are writing in a vote.

If you make a mistake or want to change your vote before you cast your ballot:


Contact your local board of elections for a new ballot.



2. DOES YOUR MAILING ENVELOPE SAY ID REQUIRED?

YES. You must include a copy of a current and valid photo ID OR 1 of the following that shows your current address and is no older than 3 months:

- current utility bill
- bank statement
- paycheck
- government check
- other government document that shows your name and address



NO. Move on to the next step.

3. PUT THE FOLLOWING INTO YOUR REPLY ENVELOPE PROVIDED

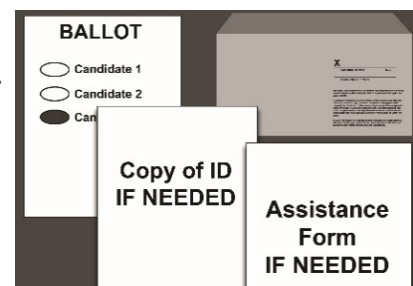
Your completed ballot. Do not return another voter's ballot in your envelope.

If you received help:

the completed *Certification of Person Assisting Absentee Voter* form.

If you need to provide ID:

a copy of your ID.




4. TURN THIS SHEET OVER FOR MORE INSTRUCTIONS

INSTRUCTIONS FOR VOTING BY MAIL

5. COMPLETE THE OATH

Sign and date the oath on the back of the return envelope after you have sealed it.

We encourage you to seal the envelope with a wet sponge or cloth. You can also use a piece of tape. "Whether healthy or sick, please don't lick."



6. MAIL OR DELIVER YOUR RETURN ENVELOPE

Take your ballot to a drop off location located in the county where you live. A list of drop off locations is with these instructions.

OR

Mail your ballot to your local board of elections. If you use the return envelope with your ballot, you do not need to put postage on the envelope.

OR

Put at least two (2) stamps on the envelope to reduce the costs to your local board of elections.

Mail or take your ballot to a drop off location by 8 pm on Tuesday, June 2, 2020 for the presidential primary election. If you mail your ballot, your ballot must be postmarked by 8 pm on Tuesday, June 2, 2020 and your local board of elections must receive it by Friday, June 12, 2020.



IF YOU ARE OVERSEAS:

If you mail your ballot from a military post office (APO/FPO) or U.S. embassy or consulate, you do not need postage on the envelope. If you mail your ballot through a system that is not the U.S. Postal Service, ensure you have the required postage for delivery.

IF YOU NEED HELP FILLING OUT YOUR BALLOT

If you have a disability or are unable to read or write, you may have help.

Anyone can help you EXCEPT for a person on the following list

- A candidate on your ballot
- Your employer or anyone who represents your employer
- An officer or representative of your union

The person helping you can:

- Mark the ballot after you tell him or her who to mark it for
- Print your name and write his or her initials if you cannot sign the oath.

The person helping you MUST complete and sign the enclosed *Certification of Person Assisting Absentee Voter* form and cannot try to influence your choices.

IF YOU NEED TO CONTACT THE MARYLAND STATE BOARD OF ELECTIONS

or want to track your ballot:
www.elections.maryland.gov
absentee.sbe@maryland.gov
1-800-222-8683

For the address and phone number for your **LOCAL BOARD OF ELECTIONS** visit www.elections.maryland.gov and click *Contact your Local Board of Elections* at the bottom of the webpage.